



SPECIALIST ENRICHMENT ACTIVITIES

EACH WEEK WE WILL SHARE SPECIALS ACTIVITIES FOR YOU TO COMPLETE AT HOME

Activities for the week of April 13-17

WEEKLY ART ENRICHMENT

Recreate Masterpieces



Welcome back! I know coming back after a break is difficult, so let's have fun this week! Remember when we learned about masterpieces? Well, a museum has asked people at home to recreate famous masterpieces using things you can find in your home. Some of these masterpieces, I'm sure you will recognize! Have fun with your recreations! Also, if you remember the engineering process, then you can remember the creative process- before creating something you need to brainstorm some ideas, and then come up with your plan. Part of your plan is to figure out what materials you'll use to recreate the artwork. I'm so excited to see your masterpieces!! Here is the link to several examples: <https://www.sadanduseless.com/recreated-art/>

WEEKLY PE ENRICHMENT

Create Your Own Obstacle Course

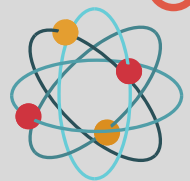


Hi Everyone, I hope you enjoyed your at home Spring Break or "Staycation"!! Did you still get 60 minutes of physical activity each day? This week I am challenging you to create your own obstacle course. Please click the following link to my blog for more information:

<https://davistigerspe.edublogs.org/2020/04/13/create-an-obstacle-course/>

WEEKLY STEM ENRICHMENT

Plastic Bag Challenge





Plastic bags are one of the biggest culprits of environmental pollution. These bags can end up in the rivers and oceans where animals mistake them for fish or jellies. Eating plastic can cause all sorts of health issues for these animals. This week's challenge will be to turn plastic grocery bags into a reusable bag that you can take to the store with you instead of using more plastic. This project will help reduce the amount of plastic you use and reuse this plastic by recycling it into something new! More details on how to create and weave plastic yarn, or plarn, can be found on Mr. Hanft's blog.

WEEKLY LIBRARY ENRICHMENT

Using Presentation Tools



Choose a presentation tool and create a presentation sharing what you did on your Spring Break or about a topic you are learning from home. There are many presentation tools to choose from. Adobe Spark and BrainPop's Make a Movie are located in Cobb Digital Library. Or you can use Sway through Microsoft Office.



SPECIALIST ENRICHMENT ACTIVITIES



WEEKLY MUSIC ENRICHMENT

Musical Cups

Students grab a couple of cups and sit down with your family to play these fun cup games.

K-2 <https://www.youtube.com/watch?v=aPX2jfMrUIU>

3-5 <https://www.youtube.com/watch?v=Y5kYLOb6i5I&feature=youtu.be>

WEEKLY COUNSELING ENRICHMENT

Stories to Help Cope



Coping with the unexpected is part of life. Learning to deal with disappointments in a positive way is very beneficial. This is a good time to practice learning how to do so. All of us are in this together. We can lean on each other and help others where we can. There are many breathing exercises to help you relax and creative ways to express yourself. Reach out and let others know how you feel. There are some good stories that can help you with this challenge. Here are a couple for you:

The Rhino Who Swallowed the Storm:

<http://www.viewpure.com/3WYrWkSDHcg?start=0&end=0>

The Yucky Bug:

<http://www.viewpure.com/ZD9KNhmOCV4?start=0&end=0>

Parent Tips:

<https://www.juliacookonline.com/assets/uploads/2020/03/Yucky-Bug.pdf>

SHARE WHAT YOU ARE DOING

Show us what you have done on FlipGrid!

We'd love to see what you create or are working on for your distance learning specials. Share it with us on FlipGrid. Use your O365 account to login and post a video. <https://flipgrid.com/shaw7647>



FlipGrid QR Code

