


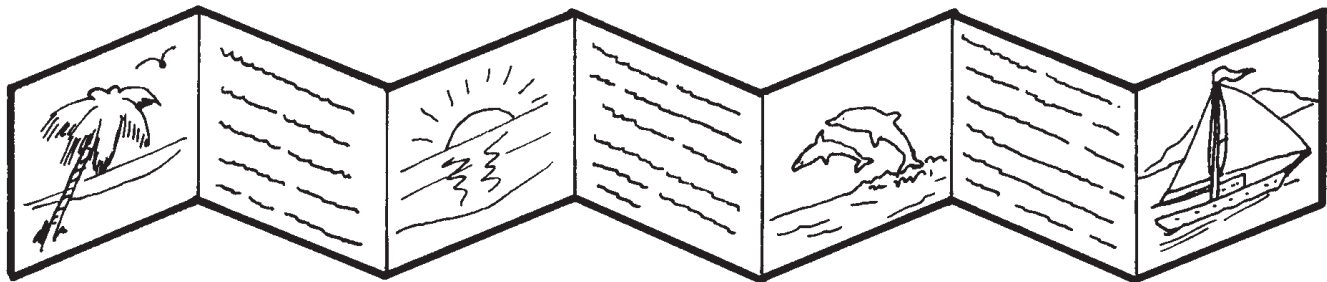
Travel Brochure

Pretend you are an advertising person for the businesses in the area where your story takes place. You are interested in attracting tourists to your part of the country. Make a travel brochure for your area, describing such a trip in exciting and colorful ways. Anything in the setting or the story itself—landscape, natural resources, yearly events, activities, festivals, etc.—may be included.


Here are some ideas to help you in the making of your travel brochure. Do not hesitate to use ideas of your own.




1. Make an “accordion fold.”
(You may use front and back.)



2. Punch holes and tie your brochure together with yarn. Make the brochure “homey” looking.



3. Give your brochure a “book” look by binding it in a see-through plastic cover with a slip-on binding.



4. Create a many-fold single sheet presentation with the brochure opening to a gigantic picture that will make the travelers want to go—NOW!

